

Scaled data based on original data using
LM-79-08 Approved Method: Electrical and Photometric Measurements of Solid-
State Lighting Products

Test Report Prepared for
Cooper Lighting Solutions
(formerly Eaton)

Brand: STREETWORKS

Report Number: P414529

Luminaire Tested: **LXF.LXT-PA1-30-722-U-T2U-HSS**

Issue Date: 10/26/2020

Test Information

Test Method: LM-79-08
Report Number: P414529
TEST IS SCALED FROM IESNA LM-79-08 TEST DATA (G3-1907-433-29)
Test Lab: INNOVATION CENTER
Issue Date: 10/26/2020
Manufacturer: COOPER LIGHTING SOLUTIONS (FORMERLY EATON)
Product Line: STREETWORKS
Catalog Number: LXF.LXT-PA1-30-722-U-T2U-HSS
Description: DECORATIVE POST TOP LUMINAIRE
(1) 70 CRI, 2200K, 375mA LIGHT ENGINE WITH 24 LEDS AND TYPE II U OPTICS
WITH HOUSE SIDE SHIELD
Light Source: -
Ballast/Driver: ELECTRONIC DRIVER

Summary

Lumens per Lamp: N/A
Luminaire Lumens: 2101 lumens
Efficiency: N/A
Efficacy: 67.8 lumens/watt
Luminous Opening: Rectangular (W 1.17' x L: 1.17' x H: 0')
IES Classification: Type II - Short - Full Cutoff
BUG Rating: B0 - U0 - G1

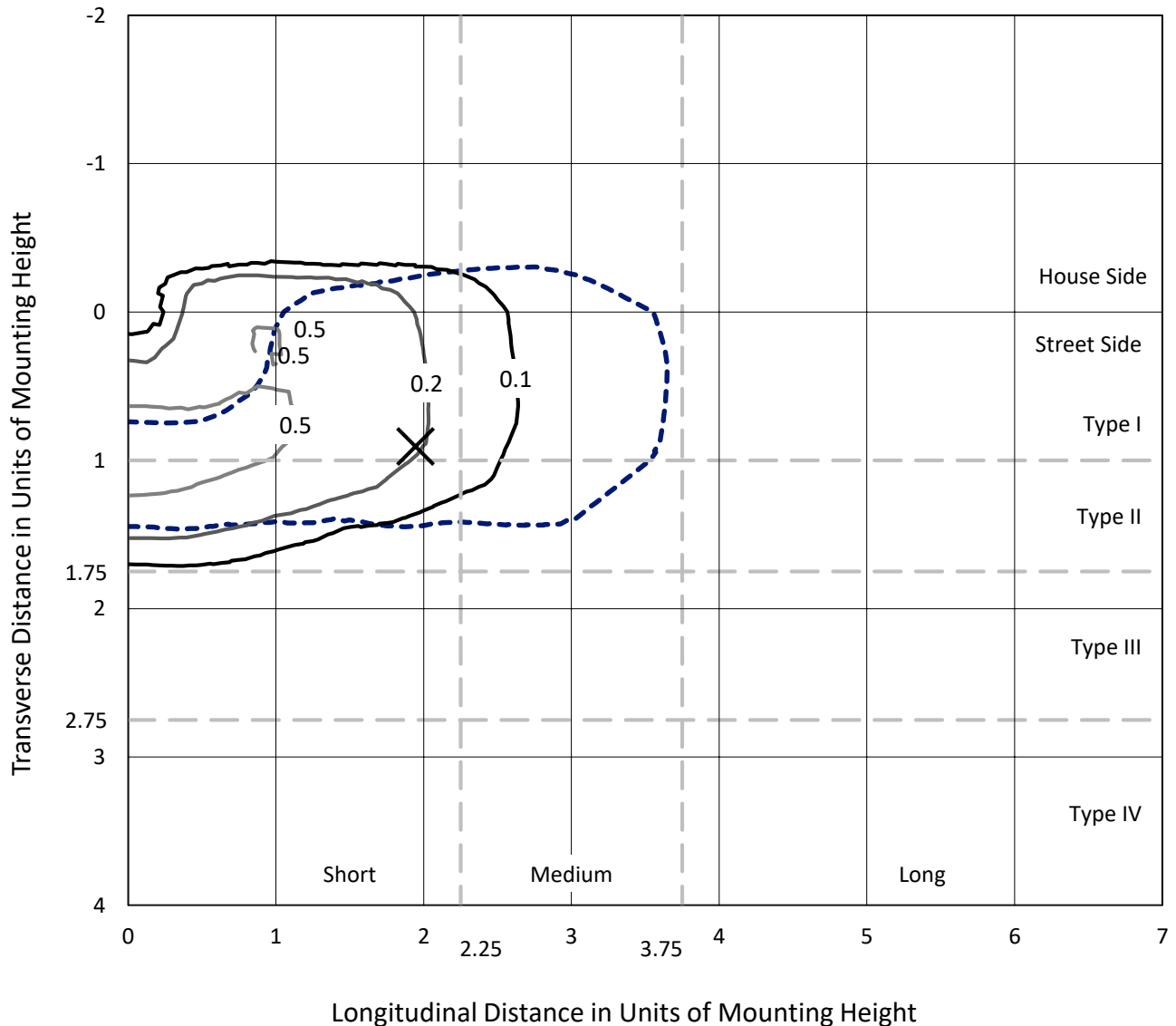
Input Watts (W): 31
Input Voltage (V): NR
Input Current (A_{in}): NR
Voltage Rise (V): NR
Power Factor: NR
Total Harmonic Distortion (THDi): NR
Frequency (hertz): 60
Stabilization Time: NR
Operation Time: NR
Ambient Temperature (°C): NR
Test Distance: 28.75 FT



REPORT NUMBER: P414529
 CATALOG NUMBER: LXF.LXT-PA1-30-722-U-T2U-HSS

Iso-Footcandle Lines of Horizontal Illumination

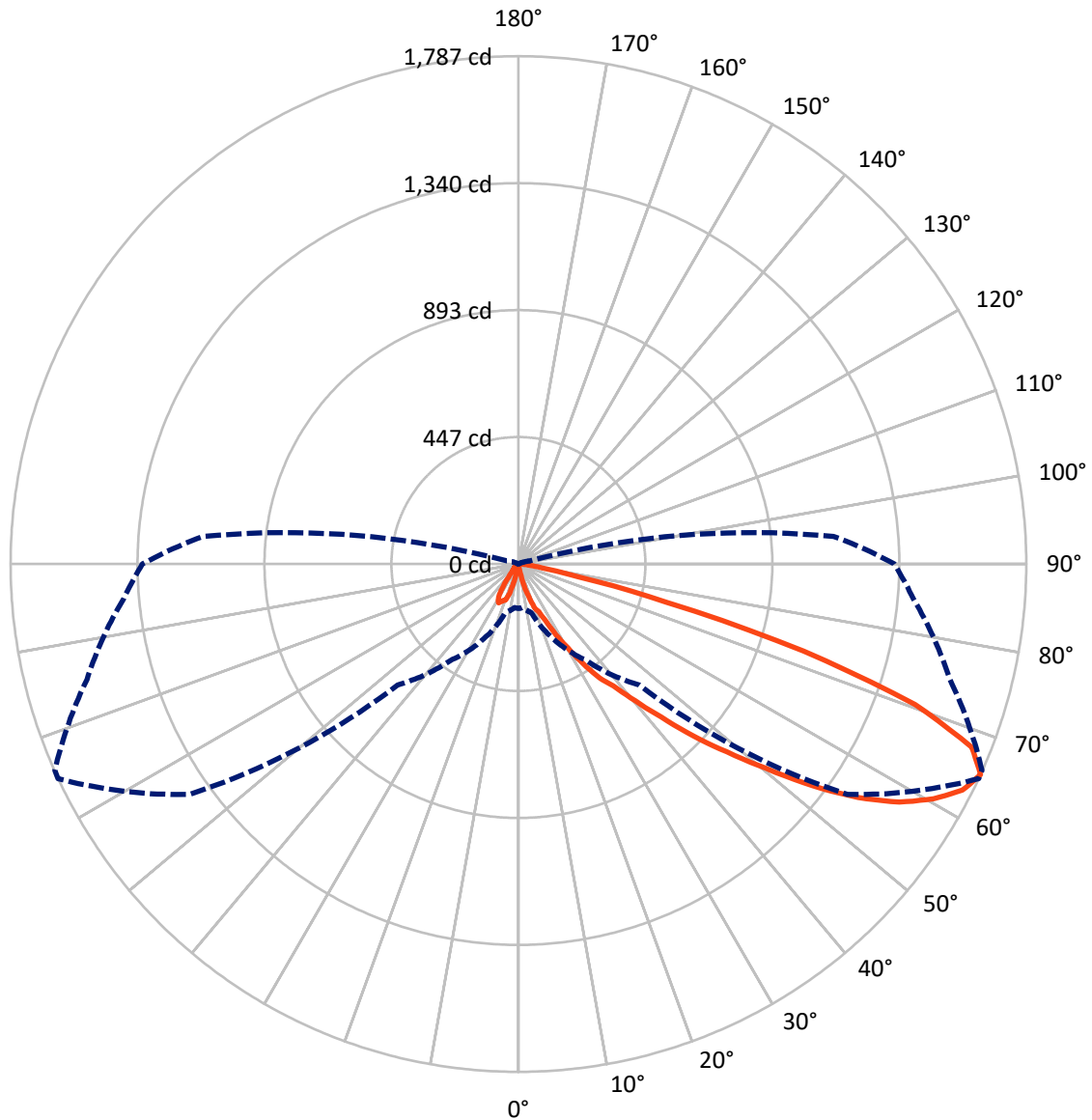
× Max cd
 - - - 1/2 Max cd



Based on 25 foot mounting height. Maximum calculated value = 0.8 fc
 Type II - Short - Full Cutoff

REPORT NUMBER: P414529
CATALOG NUMBER: LXF.LXT-PA1-30-722-U-T2U-HSS

Luminous Intensity Polar Plot



— Vertical Plane Through 65-Deg Lateral - - - Horizontal Cone Through 65-Deg Vertical

REPORT NUMBER: P414529

CATALOG NUMBER: LXF.LXT-PA1-30-722-U-T2U-HSS

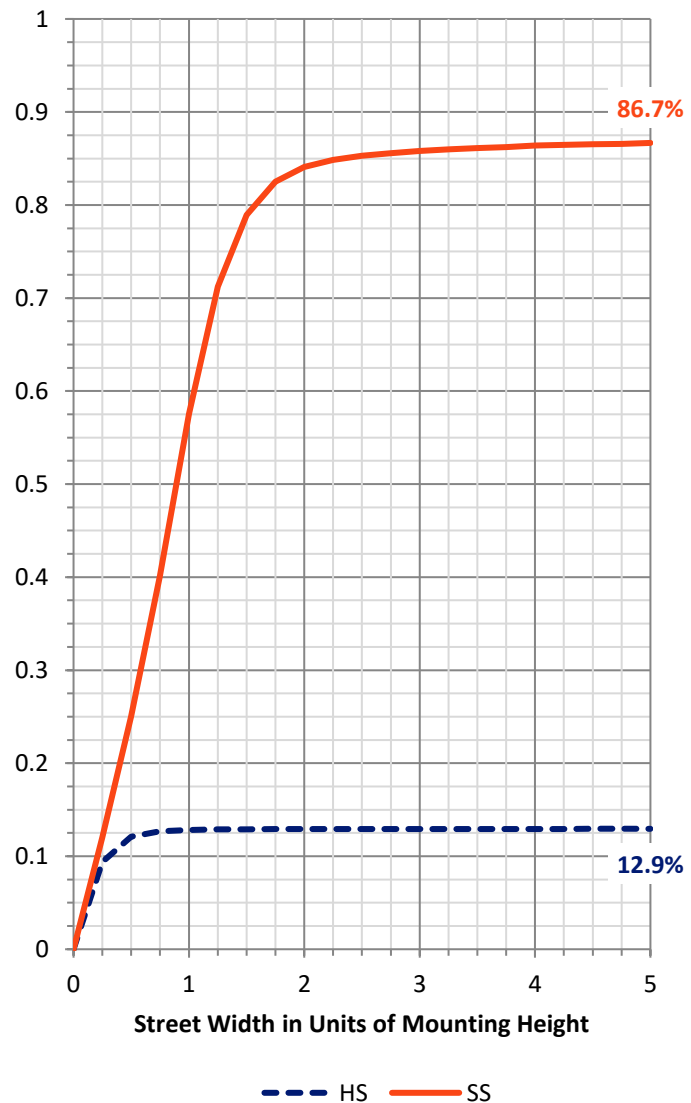
FLUX DISTRIBUTION:

		Downward	Upward	Total
House Side	Lumens	275.7	0.0	275.7
	% Fixture	13.1	0.0	13.1
Street Side	Lumens	1825.3	0.0	1825.3
	% Fixture	86.9	0.0	86.9
Total	Lumens	2101.0	0.0	2101.0
	% Fixture	100.0	0.0	100.0

Coefficient of Utilization

ZONAL LUMENS:

Zone	Lumens	% Fixture
0°-10°	1.7	0.1
10°-20°	21.8	1.0
20°-30°	74.1	3.5
30°-40°	208.5	9.9
40°-50°	462.5	22.0
50°-60°	620.2	29.5
60°-70°	494.1	23.5
70°-80°	203.5	9.7
80°-90°	14.6	0.7
90°-100°	0.0	0.0
100°-110°	0.0	0.0
110°-120°	0.0	0.0
120°-130°	0.0	0.0
130°-140°	0.0	0.0
140°-150°	0.0	0.0
150°-160°	0.0	0.0
160°-170°	0.0	0.0
170°-180°	0.0	0.0
0°-90°	2101.0	100.0
0°-180°	2101.0	100.0



REPORT NUMBER: P414529

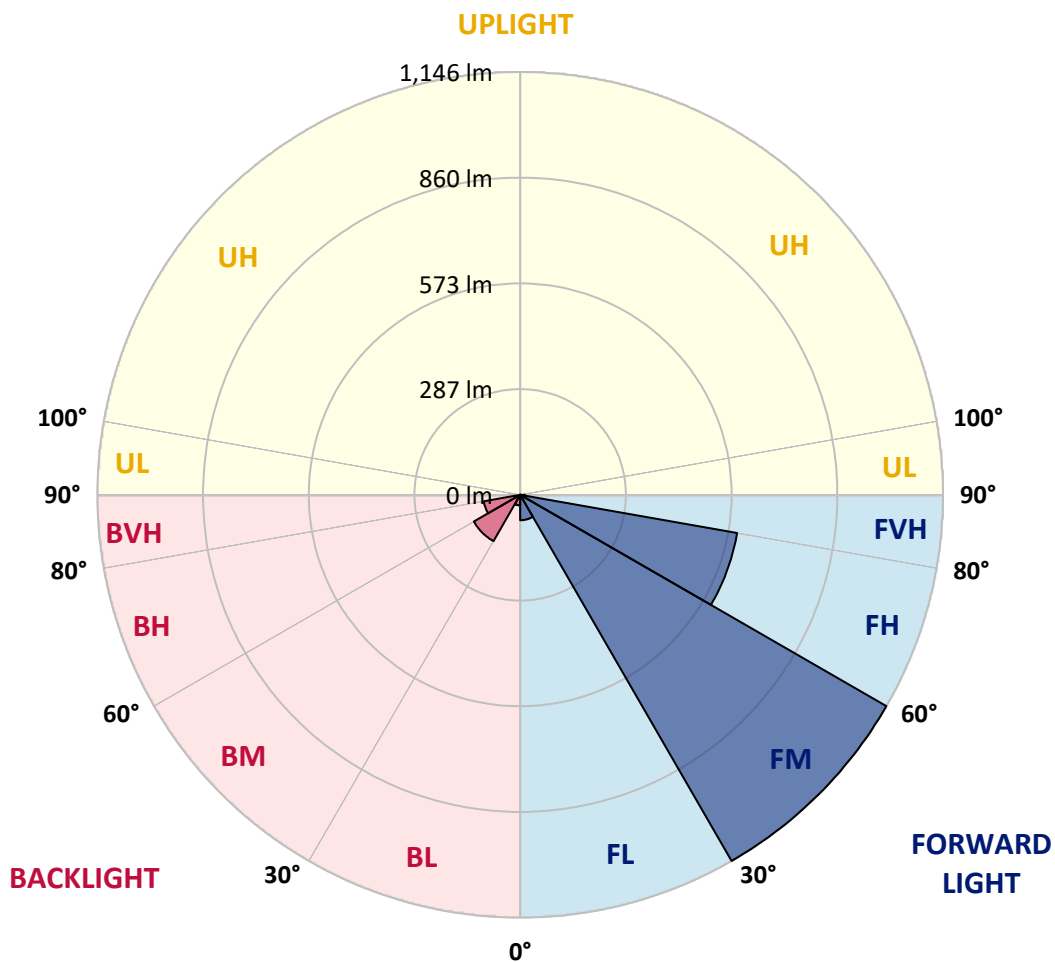
CATALOG NUMBER: LXF.LXT-PA1-30-722-U-T2U-HSS

LUMINAIRE CLASSIFICATION SYSTEM LUMEN TABLE AND BUG RATING:

Zone	Lumens	% Fixture	Zone Rating/Lumen Limit		
			B	U	G
FL (0°-30°)	68.9	3.3			
FM (30°-60°)	1146.2	54.6			
FH (60°-80°)	597.2	28.4			G0/660
FVH (80°-90°)	13.0	0.6			G1/100
BL (0°-30°)	28.7	1.4	B0/110		
BM (30°-60°)	145.0	6.9	B0/220		
BH (60°-80°)	100.4	4.8	B0/110		G0/110
BVH (80°-90°)	1.6	0.1			G0/10
UL (90°-100°)	0.0	0.0		U0/0	
UH (100°-180°)	0.0	0.0		U0/0	

BUG Rating: B0-U0-G1

Type II Short





REPORT NUMBER: P414529

CATALOG NUMBER: LXF.LXT-PA1-30-722-U-T2U-HSS

CANDELA DISTRIBUTION (FULL):

	0°	5°	15°	25°	35°	45°	55°	65°	66°	75°	85°
0°	0.6	0.6	0.6	0.6	0.6	0.6	0.6	0.6	0.6	0.6	0.6
2.5°	0.3	0.3	0.3	0.9	0.9	0.9	0.9	0.6	0.6	0.6	0.6
5°	9.0	8.4	6.2	3.4	1.9	1.2	0.9	0.6	0.6	0.6	0.6
7.5°	62.8	62.5	62.5	63.1	63.4	22.7	2.2	0.9	0.9	0.6	0.6
10°	60.3	60.0	60.0	60.9	61.8	62.2	59.7	1.6	1.2	0.6	0.6
12.5°	112.5	110.6	70.5	61.8	60.3	60.9	61.2	52.8	24.6	37.9	46.9
15°	112.8	111.9	112.8	114.4	91.4	63.7	92.9	90.7	90.7	66.8	91.7
17.5°	114.1	112.8	113.4	115.6	112.2	131.8	124.3	128.7	128.7	95.1	101.3
20°	168.4	168.1	170.6	124.9	139.5	163.5	135.5	166.3	169.4	141.4	146.4
22.5°	171.9	171.6	175.6	175.0	171.2	175.6	198.3	182.1	183.1	213.8	193.3
25°	239.3	233.7	189.6	186.2	225.0	208.5	237.7	219.4	217.5	258.6	245.2
27.5°	273.8	271.3	274.1	265.7	238.4	255.8	257.3	282.5	269.8	296.2	302.1
30°	332.8	334.4	320.4	306.4	312.3	296.8	309.5	343.4	341.9	335.6	381.0
32.5°	531.4	515.3	487.9	379.8	355.8	344.7	380.1	418.3	402.8	425.8	471.1
35°	703.3	667.2	621.9	544.8	441.9	412.1	455.3	492.9	483.3	529.6	526.8
37.5°	989.8	973.1	894.4	697.7	595.1	514.0	534.9	543.9	555.1	607.9	606.6
40°	1159.2	1139.9	1084.3	928.6	751.2	637.7	628.7	633.4	637.1	690.2	694.0
42.5°	1301.6	1292.9	1238.8	1089.6	944.5	838.2	754.0	735.6	742.5	796.2	789.1
45°	1398.2	1388.0	1339.2	1235.0	1114.8	1060.1	899.4	863.7	865.5	895.4	889.8
47.5°	1419.3	1407.2	1385.5	1327.7	1286.9	1242.5	1081.5	987.4	1008.5	1010.0	991.1
50°	1344.1	1329.2	1347.5	1333.9	1396.0	1418.4	1265.8	1131.6	1167.9	1134.7	1082.1
52.5°	1158.0	1162.6	1219.2	1260.5	1400.1	1541.5	1463.8	1296.9	1321.4	1237.5	1168.2
55°	919.6	931.1	1024.6	1100.5	1305.0	1576.0	1607.1	1450.1	1459.7	1346.9	1237.8
57.5°	677.2	692.7	807.7	892.3	1120.7	1501.7	1677.3	1580.3	1599.3	1425.9	1286.3
60°	416.8	431.1	561.3	689.9	860.2	1288.2	1686.6	1677.9	1699.7	1481.5	1335.1
62.5°	253.9	266.0	322.9	479.2	618.1	973.7	1608.9	1752.8	1763.7	1537.7	1370.2
65°	156.3	154.1	177.1	291.2	412.4	602.0	1412.5	1786.7	1785.4	1571.6	1393.9
67.5°	103.5	105.4	114.1	160.1	280.9	325.4	1012.8	1720.2	1714.0	1588.1	1384.5
70°	91.7	92.3	101.0	113.4	202.3	189.6	511.2	1480.9	1472.2	1543.7	1326.4
72.5°	71.8	74.0	88.3	102.9	146.1	138.9	192.7	1048.9	1060.1	1312.1	1167.3
75°	51.0	52.5	66.8	89.8	109.1	106.3	108.8	540.8	573.7	871.1	855.3
77.5°	32.0	33.3	43.2	66.5	92.6	78.3	76.1	212.3	237.7	426.1	427.9
80°	22.1	22.4	26.7	44.8	66.5	64.3	51.6	84.8	85.8	154.5	148.2
82.5°	13.1	13.1	17.7	27.7	40.7	52.5	33.3	42.6	44.1	57.2	32.6
85°	4.7	5.0	9.6	15.8	22.7	27.7	19.9	23.3	24.2	29.5	15.5
87.5°	0.3	0.6	3.1	5.0	6.2	5.6	6.5	7.1	8.1	9.6	5.6
90°	0.0	0.0	0.0	0.0	0.0	0.0	0.0	0.0	0.0	0.0	0.0



REPORT NUMBER: P414529

CATALOG NUMBER: LXF.LXT-PA1-30-722-U-T2U-HSS

CANDELA DISTRIBUTION (continued):

	90°	95°	105°	115°	125°	135°	145°	155°	165°	175°	180°
0°	0.6	0.6	0.6	0.6	0.6	0.6	0.6	0.6	0.6	0.6	0.6
2.5°	0.6	0.6	0.9	0.9	0.9	0.6	0.3	0.3	0.3	0.3	0.3
5°	0.6	0.6	0.9	0.9	0.9	0.6	0.3	0.3	0.3	0.3	0.3
7.5°	0.6	0.6	0.9	0.9	0.9	0.6	8.7	48.5	50.7	52.2	52.5
10°	1.9	1.2	0.9	0.9	0.9	50.3	52.2	51.0	50.0	49.1	49.4
12.5°	47.5	47.5	43.2	28.0	46.9	51.6	48.8	45.7	43.2	40.4	40.7
15°	91.4	90.7	80.2	69.0	78.9	50.7	42.0	55.6	47.5	42.0	41.0
17.5°	101.6	98.5	86.1	110.0	97.9	57.8	48.5	32.9	23.6	21.4	21.1
20°	146.4	142.3	125.6	133.3	89.5	66.8	29.2	18.6	16.8	20.2	20.8
22.5°	188.3	182.7	156.9	138.0	100.7	41.0	20.5	20.5	20.2	19.6	19.3
25°	242.1	232.2	210.4	144.5	79.9	27.0	22.4	18.3	16.5	15.2	15.2
27.5°	297.4	284.1	241.2	153.8	52.5	25.2	19.9	15.5	16.5	15.8	15.8
30°	378.2	359.9	280.9	143.9	34.2	23.3	16.8	15.2	13.4	12.7	12.4
32.5°	461.8	428.3	320.1	125.2	27.0	19.9	15.5	12.4	12.1	12.4	12.4
35°	515.3	483.9	362.4	91.1	23.6	17.4	12.7	11.5	10.6	10.3	10.3
37.5°	579.3	540.4	366.1	59.0	20.5	14.3	10.9	9.6	9.6	9.9	9.9
40°	656.1	613.5	351.2	36.4	17.7	11.8	9.3	8.7	8.4	8.4	8.4
42.5°	742.1	688.4	330.4	27.3	14.9	9.9	7.8	7.5	7.1	7.1	7.1
45°	834.1	763.9	301.8	22.7	12.4	8.4	6.5	6.2	6.2	5.9	5.9
47.5°	929.5	844.7	258.6	19.9	10.3	6.8	5.6	5.3	5.0	5.0	5.0
50°	1011.3	918.7	205.7	17.1	8.7	5.9	4.4	4.0	4.0	3.7	3.7
52.5°	1085.6	981.4	163.2	14.6	7.1	4.7	3.4	3.1	3.1	2.8	2.8
55°	1142.7	1028.1	121.8	12.1	5.9	3.7	2.5	2.2	2.2	1.9	2.2
57.5°	1190.9	1056.7	92.3	9.9	5.0	2.8	1.9	1.6	1.2	1.2	1.2
60°	1236.6	1079.7	68.1	7.8	4.0	2.2	1.2	0.9	0.6	0.6	0.6
62.5°	1285.7	1100.2	53.8	6.2	3.4	1.6	0.6	0.6	0.0	0.0	0.0
65°	1322.7	1112.9	41.6	5.0	2.8	0.9	0.6	0.3	0.0	0.0	0.0
67.5°	1323.9	1096.7	32.6	4.0	2.5	0.9	0.3	0.0	0.0	0.0	0.0
70°	1276.4	1028.1	24.2	3.7	2.2	0.9	0.6	0.3	0.0	0.0	0.0
72.5°	1106.1	807.1	17.4	3.1	1.9	0.9	0.6	0.3	0.3	0.0	0.0
75°	800.0	477.0	12.1	2.8	1.9	0.9	0.9	0.6	0.6	0.6	0.0
77.5°	410.2	198.3	8.1	2.5	1.6	0.6	1.2	0.9	0.9	0.9	0.3
80°	120.3	68.4	5.0	2.2	1.6	0.6	1.2	1.2	1.2	1.2	0.3
82.5°	23.0	13.4	3.1	2.2	1.6	0.6	1.2	1.2	1.2	1.6	0.0
85°	9.0	5.3	2.2	1.9	1.6	0.6	1.2	1.2	1.6	1.6	0.0
87.5°	3.1	2.5	1.9	1.6	1.6	0.6	1.2	1.2	1.2	1.6	0.3
90°	0.0	0.0	0.0	0.0	0.0	0.0	0.0	0.0	0.0	0.0	0.0

(END OF REPORT)